
TECHNICAL MANUAL

ORGANIZATIONAL, DIRECT SUPPORT, AND GENERAL SUPPORT MAINTENANCE

REPAIR PARTS AND SPECIAL TOOLS LISTS

(INCLUDING DEPOT MAINTENANCE REPAIR PARTS AND SPECIAL TOOLS)

FOR

SIMULATOR, AMPLIFIER OUTPUT SM-335/ASM

(P/N 114E5990-3 NSN 4920-00-075-1991)

OR

(P/N 114E5990-6 NSN 4920-00-133-7835)

HEADQUARTERS, DEPARTMENT OF THE ARMY

NOVEMBER 1977

TECHNICAL MANUAL }
No. 11-662644-24P }

HEADQUARTERS
DEPARTMENT OF THE ARMY
WASHINGTON, DC, 28 November 1977

**ORGANIZATIONAL, DIRECT SUPPORT, AND GENERAL SUPPORT MAINTENANCE
REPAIR PARTS AND SPECIAL TOOLS LISTS
(INCLUDING DEPOT MAINTENANCE REPAIR PARTS AND SPECIAL TOOLS)
FOR
SIMULATOR, AMPLIFIER OUTPUT SM-335/ASM
(P/N 114E5990-3 NSN 4920-00-075-1991)
OR
(P/N 114E5990-6 NSN 4920-00-133-7835)**

Current as of 12 August 1977

REPORTING OF ERRORS

You can improve this manual by recommending improvements using DA Form 2028-2 (Test) located in the back of the manual. Simply tear out the self-addressed form, fill it out as shown on the sample, fold it where shown, and drop it in the mail.

If there are no blank DA Form 2028-2 (Test) in the back of your manual, use the standard DA Form 2028 (Recommended Changes to Publications and Blank Forms) and forward to the Commander, US Army Electronics Command, ATTN: DRSEL-MA-Q, Fort Monmouth, NJ 07703.

In either case a reply will be furnished direct to you.

Table of Contents

	Page	Illus Figure
SECTION I. Introduction	1	
II. Repair part list.....	5	
GROUP 00 Simulator, Amplifier Output SM335/ASM	5	1-3
SECTION III. Special tools list (Not applicable)		
IV. National stock number and part number index	12	

***This manual supersedes TM 11-6625-644-24P, 7 September 1972.**

**SECTION I
INTRODUCTION**

1. Scope

This manual lists spares and repair parts; special tools; special test, measurement, and diagnostic equipment (CTMDE), and other special support equipment required for performance of organizational, direct support, and general support maintenance of the SM-335/ASM. It authorizes the requisitioning and issue of spares and repair parts as indicated by the source and maintenance codes.

2. General

This Repair Parts and Special Tools List is divided into the following sections:

a. *Section II. Repair Parts List.* A list of spares and repair parts authorized for use in the performance of maintenance. The list also includes parts which must be removed for replacement of the authorized parts. Parts lists are composed of functional groups in numeric sequence, with the parts in each group listed in figure and item number sequence.

b. *Section III. Special Tools List.* Not applicable.

c. *Section IV. National Stock Number and Part Number Index.* A list, in National item identification number (NIIN) sequence, of all National stock numbers (NSN) appearing in the listings, followed by a list, in alphabetic sequence, of all part numbers appearing in the listings. National stock numbers and part numbers are cross-referenced to each illustration figure and item number appearance.

3. Explanation of Columns

a. *Illustration.* This column is divided as follows:

(1) *Figure number.* Indicates the figure number of the illustration on which the item is shown.

(2) *Item number.* The number used to identify item called out in the illustration.

b. *Source, Maintenance, and Recoverability (SMR) Codes.*

(1) *Source code.* Source codes indicate the manner of acquiring support items for maintenance, repair, or overhaul of end items. Source codes are entered in the first and second positions of the Uniform SMR Code format as follows:

<i>Code</i>	<i>Definition</i>
PA -	Item procured and stocked for anticipated or known usage.
XD -	A support item that is not stocked. When required, item will be procured through normal supply channels.

NOTE

Cannibalization or salvage may be used as a source of supply for any items source coded above except those coded XA and aircraft support items as restricted by AR 700-42.

(2) *Maintenance code.* Maintenance codes are assigned to indicate the levels of maintenance authorized to USE and REPAIR support items. The maintenance codes are entered in the third and fourth positions of the Uniform SMR Code format as follows:

(a) The maintenance code entered in the third position will indicate the lowest maintenance level authorized to remove, replace, and use the support item. The maintenance code entered in the fourth position will indicate one of the following levels of maintenance:

<i>Code</i>	<i>Application/Explanation</i>
O - used	Support item is removed, replaced, at the organizational level.
H - used	Support item is removed, replaced, at the general support level.

(b) The maintenance code entered in the fourth position indicates whether the item is to be repaired and identifies the lowest maintenance level with the capability to perform complete repair (i.e., all authorized maintenance functions). This position will contain one of the following maintenance codes:

<i>Code</i>	<i>Application/Explanation</i>
H -	The lowest maintenance level capable of complete repair of the support item is the general support level.
Z -	Nonreparable. No repair is authorized.

(3) *Recoverability code.* Recoverability codes are assigned to support items to indicate the disposition action on unserviceable items. The recoverability code is entered in the fifth position of the Uniform SMR Code format as follows:

<i>Recoverability codes</i>	<i>Definition</i>
Z-	Nonreparable item. When unserviceable, condemn and dispose at the level indicated in position 3.
H -	Reparable item. When uneconomically repairable, condemn and dispose at the general support level.

c. *National Stock Number.* Indicates the National stock number assigned to the item and will be used for requisitioning purposes.

d. *Part Number.* Indicates the primary number used by the manufacturer (individual, company, firm, corporation, or Government activity), which controls the design and characteristics of the item by means of its engineering drawings, specifications, standards, and inspection requirements to identify an item or range of items.

NOTE

When a stock numbered item is requisitioned, the repair part received may have a different part number than the part being replaced.

e. *Federal Supply Code for Manufacturer (FSCM).* The FSCM is a 5-digit numeric code listed in SB 70842 which is used to identify the manufacturer, distributor, or Government agency, etc.

f. *Description.* Indicates the Federal item name and, if required, a minimum description to identify the item.

g. *Unit of Measure (UIM).* Indicates the standard of the basic quantity of the listed item as used in performing the actual maintenance function. This measure is expressed by a two-character alphabetical abbreviation (e.g., ea, in, pr, etc.). When the unit of measure differs from the unit of issue, the lowest unit of issue that will satisfy the required units of measure will be requisitioned.

h. *Quantity Incorporated in Unit.* Indicates the quantity of the item used in the breakout shown on the illustration figure, which is prepared for a functional group, subfunctional group, or an assembly.

4. Special Information

The following publications pertain to the SM-335/ASM and its components:

TM 11-6625-644-15, Simulator, Amplifier Output SM-335/ASM

5. How to Locate Repair Parts

a. When National stock number or part number is unknown.

(1) *First.* Using the table of contents, determine the functional group within which the item belongs. This is necessary since illustrations are prepared for functional groups and listings are divided into the same groups.

(2) *Second.* Find the illustration covering the functional group to which the item belongs.

(3) *Third.* Identify the item on the illustration and note the illustration figure and item number of the item.

(4) *Fourth.* Using the Repair Parts Listing, find the figure and item number noted on the illustration.

b. When National stock number or part number is known.

(1) *First.* Using the Index of National Stock Numbers and Part Numbers, find the pertinent National stock number or part number. This index is in NIIN sequence followed by a list of part numbers in alphameric sequence, cross-referenced to the illustration figure number and item number.

(2) *Second.* After finding the figure and item number, locate the figure and item number in the repair parts list.

6. Abbreviations

Not applicable.

(Next printed page is 4.)

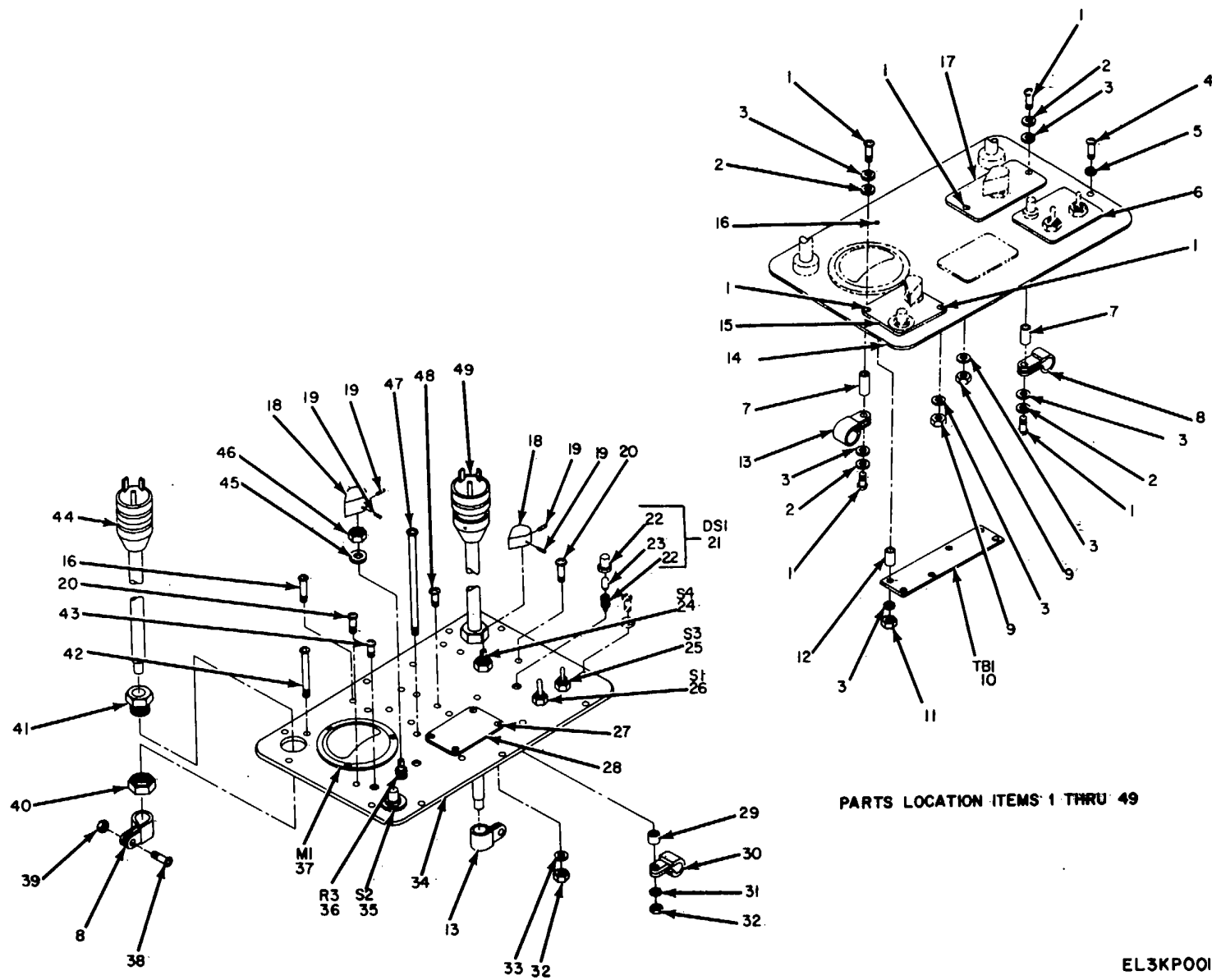


Figure 1. Simulator, Amplifier Output SM-335/ASM, Exploded View (Sheet 1 of 3).

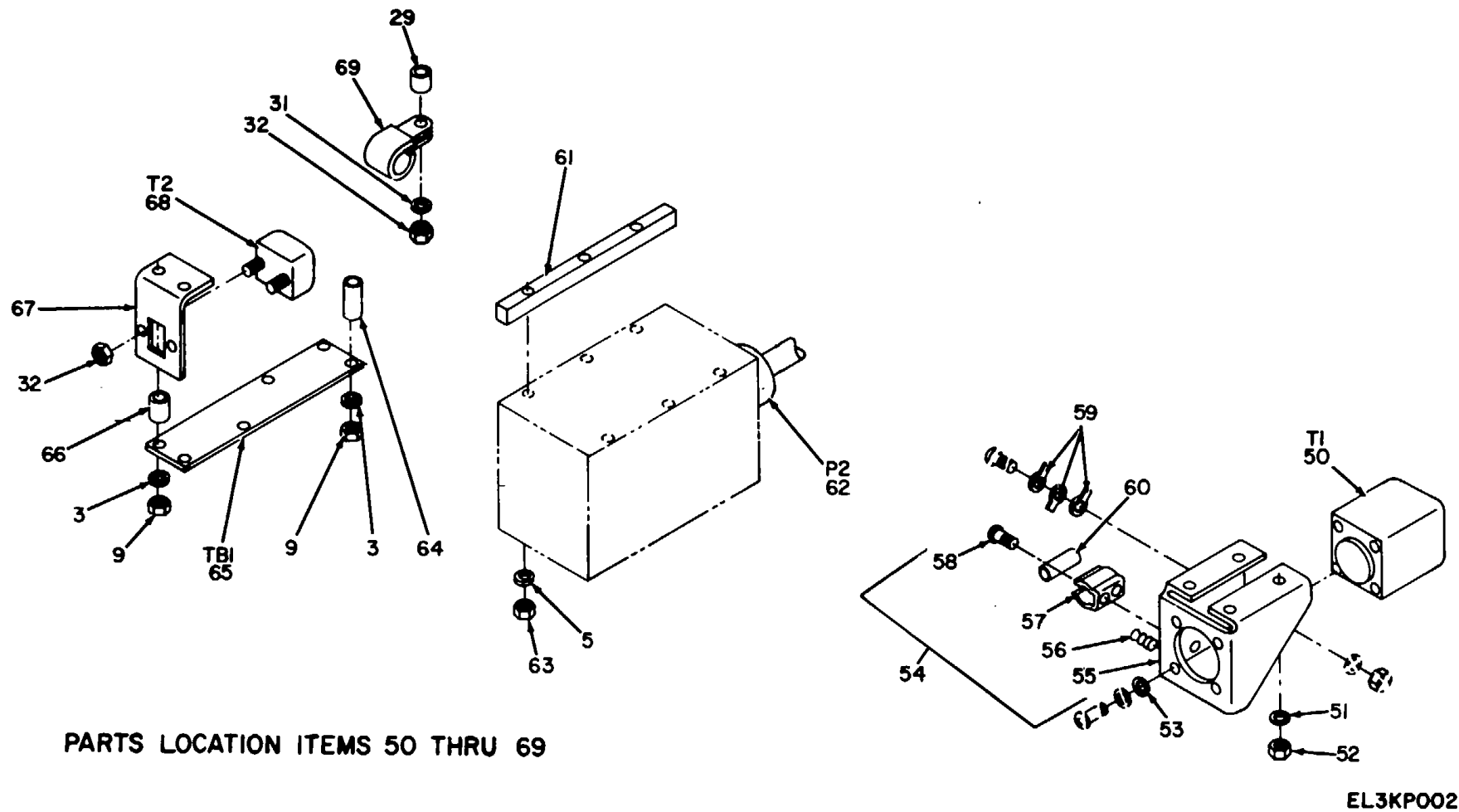
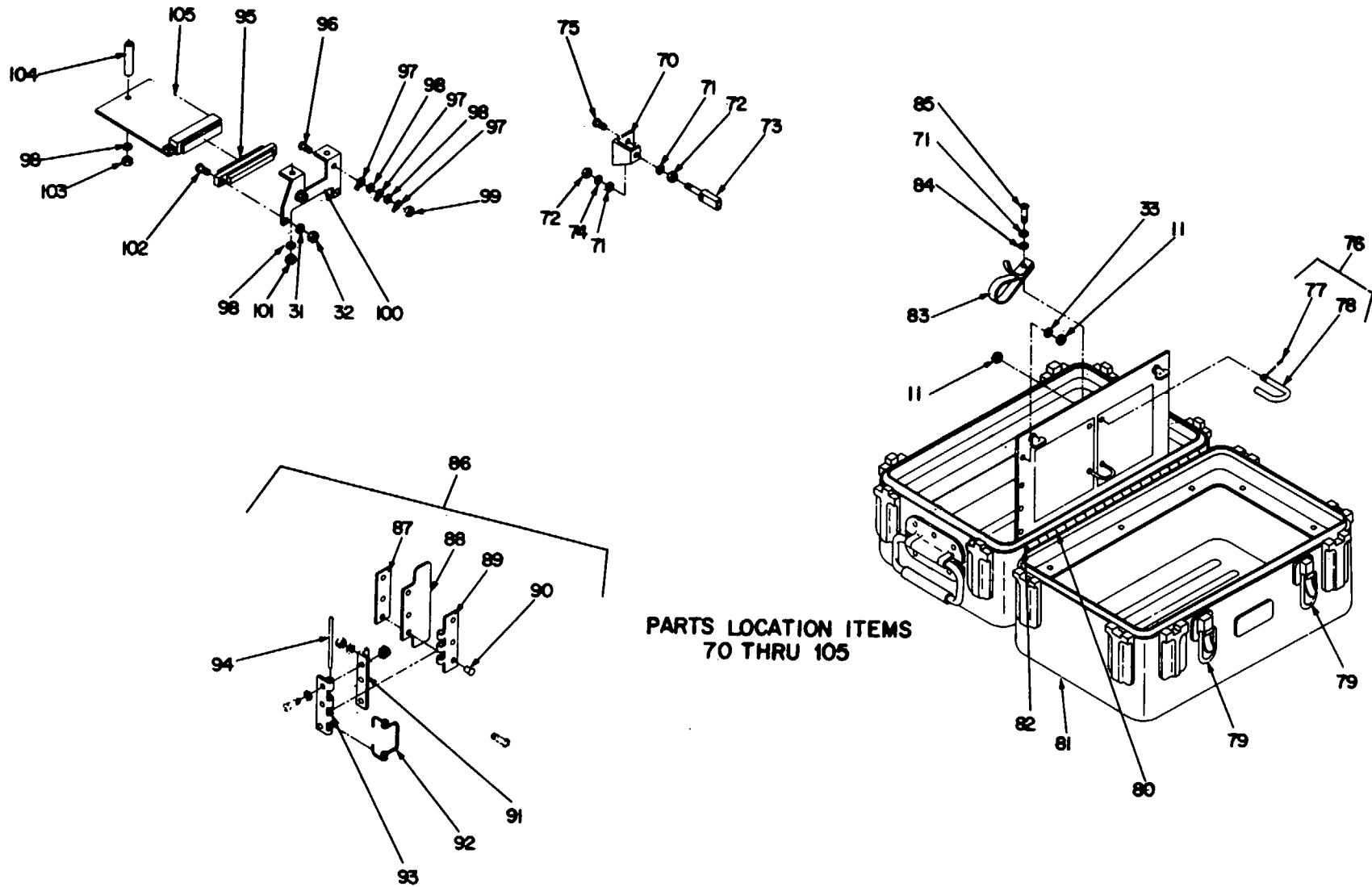


Figure 1. Simulator, Amplifier Output SM-335/ASM, Exploded View (Sheet 2 of 3).



EL34P003

Figure 1. Simulator, Amplifier Output SM-335/ASM, Exploded View (Sheet 3 of 3).

(1) ILLUSTRATION		(2)	(3)	(4)	(5)	(6) DESCRIPTION	(7)	(8)
(a) FIG NO.	(b) ITEM NO.	SMR CODE	NATIONAL STOCK NUMBER	PART NUMBER	FSCM	USABLE ON CODE	U/M	QTY INC IN UNIT
						GROUP 00 SIMULATOR,AMPLIFIER OUTPUT SM-335/ASM		
1	1	PAHZZ	5305-00-054-5649	MS51957-15	96906	SCREW USED ONLY ON 114E5990-3	EA	7
1	2	XDHZZ		MS35338-78	96906	WASHER USED ONLY ON 114E5990-3	EA	4
1	3	XDHZZ		AN960C4L	88044	WASHER USED ONLY ON 114E5990-3	EA	23
1	4	PAHZZ	5305-00-059-3661	MS35217-57	96906	SCREW	EA	10
1	5	PAHZZ	5310-00-167-0812	AN960C10L	88044	WASHER	EA	32
1	6	XDHZZ		A02V3121-25	77272	PLATE, INSTRUCTION OR USED ONLY ON 114E5990-3..	EA	1
1	6	XDHZZ		A02V3121-27	77272	PLATE, INSTRUCTION USED ONLY ON 114E5990-3	EA	1
1	7	XDHZZ		2374	83330	STANDOFF, BRASS USED ONLY ON 114E5990-3.....	EA	2
1	8	XDHZZ		MS21919-8	96906	CLAMP USED ONLY ON 114E5990-3	EA	2
1	9	PAHZZ	5310-00-857-5548	MS21044D04	96906	NUT USED ONLY ON 114E5990-3	EA	9
1	10	PAHHH	4920-00-019-3825	A02V3001-1	77272	COMPONENT ASSEMBLY USED ONLY ON 114E5990-3...	EA	1
1	11	PAHZZ	5310-00-088-0551	MS21044N04	96906	NUT	EA	14
1	12	XDHZZ		NAS43DD0-32	80205	SPACER USED ONLY ON 114E5990-3	EA	6
1	13	XDHZZ		MS21919-5	96906	CLAMP USED ONLY ON 114E5990-3	EA	2
1	14	XDHZZ		114E5990-5	77272	PANEL., FRONT OR USED ONLY ON 114E5990-3.....	EA	1
1	14	XDHZZ		A02V3032-2	77272	PANEL., FR. ENGRAVED USED ONLY ON 114E5990-3	EA	1
1	15	XDHZZ		A02V3121-24	77272	PLATE, INSTRUCTION USED ONLY ON 114E5990-3	EA	1
1	16	PAHZZ	5305-00-054-5655	MS51957-21	96906	SCREW USED ONLY ON 114E5990-3	EA	6
1	17	XDHZZ		A02V3121-26	77272	PLATE, INSTRUCTION OR USED ONLY ON 114E5990-3..	EA	1
1	17	XDHZZ		A02V3121-28	77272	PLATE. INSTRUCTION USED ONLY ON 114E5990-3	EA	1
1	18	PAOZZ	5355-00-616-9604	MS91528-1P2B	96906	KNOB	EA	2
1	19	XDOZZ		AN565AC4H3	88044	SETSCREW	EA	4
1	20	XDHZZ		AN515C4R12	88044	SCREW USED ONLY ON 114E5990-6	EA	3
1	21	PAHHH	6210-00-151-5243	LH74-1LC13RN2	81349	LIGHT ASSEMBLY.....	EA	1
1	22	PAHZZ	6210-00-808-8604	MS25257-4	96906	HOUSING.....	EA	1
1	23	PAOZZ	6240-00-892-4420	MS25252NE2D	96906	LAMP	EA	1
1	24	PAHZZ	5930-00-735-5422	A02V3074-7	77272	SWITCH, RTRY, SIX POSN	EA	1
1	25	PAHZZ	5930-00-655-4241	MS24524-23	96906	SWITCH	EA	1
1	26	XDHZZ		MS24524-21	96906	SWITCH	EA	1
1	27	PAHZZ	5305-00-054-5649	MS51957-15	96906	SCREW	EA	15
1	28	XDHZZ		114V3007-1	77272	PLATE, IDENT	EA	1
1	29	PAHZZ	5340-00-632-3102	NAS43DD0-16	80205	SPACER USED ONLY ON 114E5990-6.....	EA	2
1	30	XDHZZ		MS21919-5	96906	CLAMP USED ONLY ON 114E5990-6.....	EA	1
1	31	XDHZZ		AN960C4L	88044	WASHER USED ONLY ON 114E5990-6	EA	8
1	32	PAHZZ	5310-00-857-5548	MS21044D04	96906	NUT USED ONLY ON 114E5990-6	EA	7
1	33	XDHZZ		AN960C4L	88044	WASHER USED ONLY ON 114E5990-6	EA	20
1	34	XDHZZ		A02V3032-3	77272	PANEL, FR. ENGRAVED USED ONLY ON 114E5990-6	EA	1
1	35	PAHZZ	5930-00-815-9112	MS25089-3GR	96906	SWITCH	EA	1
1	36	PAHZZ	5905-00-909-4119	A02V3075-3	77272	RESISTOR, VARIABLE	EA	1
1	37	PAHZZ	6625-00-908-6440	A02VS302-11	77272	METER, ELECTRICAL.....	EA	1

SECTION II

TM 11-6625-644-24P

(1) ILLUSTRATION		(2)	(3)	(4)	(5)	(6)	(7)	(8)
(a) FIG NO.	(b) ITEM NO.	SMR CODE	NATIONAL STOCK NUMBER	PART NUMBER	FSCM	DESCRIPTION USABLE ON CODE	U/M	QTY INC IN UNIT
1	38	PAHZZ	5305-00-054-6668	MS51957-43	96906	SCREW USED ONLY ON 114E5990-3	EA	2
1	39	PAHZZ	5310-00-208-1919	AN365-420A	88044	NUT USED ONLY ON 114E5990-3.....	EA	2
1	40	PAHZZ	5975-00-152-1075	141-1-2	59730	LOCK-NUT, ELECTRICAL	EA	2
1	41	PAHZZ	6625-00-908-6442	1942-1-2	59730	NIPPLE.....	EA	2
1	42	XDHZZ		AN515C8R40	88044	SCREW USED ONLY ON 114E599D-6.....	EA	1
1	43	XDHZZ		AN509C8R10	88044	SCREW USED ONLY ON 114E5990-6	EA	2
1	44	XDHZZ		A02VS306-13	77272	CABLE ASSEMBLY	EA	1
1	45	XDHZZ		AN936A616	88044	WASHER	EA	1
1	46	PAHZZ	5310-00-550-2329	MS25082-7	96906	NUT.....	EA	1
1	47	XDHZZ		AN520C10R68	88044	SCREW	EA	6
1	48	XDHZZ		AN515C6R6	88044	SCREW	EA	4
1	49	PAHZZ	6625-00-908-6439	A02VS309-9	77272	CABLE ASSEMBLY	EA	1
1	50	XDHZZ		UTCA35	80223	TRANSFORMER	EA	1
1	51	PAHZZ	5310-00-638-9857	AN960C6L	88044	WASHER	EA	4
1	52	PAHZZ	5310-00-905-8451	MS20364-632	96906	NUT.....	EA	4
1	53	PAHZZ	5310-00-933-8118	MS35338-135	96906	WASHER	EA	4
1	54	XDHHH		A02V3106-10	77272	BRACKET ASSEMBLY	EA	1
1	55	XDHZZ		A02V3106-11	77272	BRACKET	EA	1
1	56	XDHZZ		KTSR179-2	71468	TERMINAL	EA	2
1	57	XDHZZ		100-200-14-6	99378	HOLDER	EA	1
1	58	XDHZZ		MS20470A2-3	96906	RIVET.....	EA	2
1	59	PAHZZ	5940-00-204-8966	BACT12B1	81205	TERMINAL, LUG USED ONLY ON 114E5990-6.....	EA	3
1	60	PAHZZ	5910-00-583-1953	29F444G4	01002	CAPACITOR	EA	1
1	61	XDHZZ		A02V3106-12	77272	SPACER	EA	2
1	62	PAHZZ	5935-00-225-8653	PT06CE14-12P	77820	PLUG, CONNECTOR	EA	1
1	63	PAHZZ	5310-00-902-6676	MS20364-1032	96906	NUT.....	EA	6
1	64	PAHZZ	5340-00-632-3103	NAS43DD0-32	8B205	SPACER USED ONLY ON 114E5990-6	EA	4
1	65	PAHHH	6615-00-133-7841	A02V3001-28	77272	COMPONENT ASSEMBLY USED ONLY ON 114E5990-6 ..	EA	1
1	66	XDHZZ		NAS43DD0-27	80205	SPACER USED ONLY ON 114E5990-6	EA	2
1	67	XDHZZ		A02V3094-1	77272	BRACKET USED ONLY ON 114E5990-6	EA	1
1	68	XDHZZ		TW1-5D26T	02640	TRANSFORMER USED ONLY ON 114E5990-6	EA	1
1	69	XDHZZ		MS21919-8	96906	CLAMP USED ONLY ON 114E5990-6.....	EA	1
1	70	XDHZZ		A02V3106-5	77272	BRACKET	EA	1
1	71	XDH7Z		AN960C8L	88044	WASHER	EA	6
1	72	PAHZZ	5310-00-660-2971	MS25082-2	96906	NUT.....	EA	2
1	73	PAHZZ	6625-00-908-6443	A02V3106-7	77272	ARM, ACTUATING	EA	1
1	74	XDHZZ		AN936A8	88044	WASHER	EA	1
1	75	XDHZZ		AN505C4R6	88044	SCREW	EA	2
1	76	XDHHH		A02V3044-19	77272	CLIP ASSEMBLY	EA	3
1	77	XDHZZ		A02V3044-10	77272	PIN	EA	1

SECTION II

TM 11-6625-644-24P

(1) ILLUSTRATION		(2)	(3)	(4)	(5)	(6) DESCRIPTION	(7)	(8)
(a) FIG NO.	(b) ITEM NO.	SMR CODE	NATIONAL STOCK NUMBER	PART NUMBER	FSCM	USABLE ON CODE	U/M	QTY INC IN UNIT
1	78	XDHZZ		A02V3044-18	77272	CLIP	EA	1
1	79	XDHZZ		120HA8	94637	LATCH	EA	2
1	80	XDHZZ		32105	94637	HINGE	EA	1
1	81	XDHHH		A02VS306-2	77272	CASE ASSEMBLY OR	EA	1
1	81	XDHHH		A02VS306-1	77272	CASE ASSEMBLY	EA	1
1	82	XDHZZ		120HA107	94637	HINGE	EA	1
1	83	XDHZZ		A7990-121-24A	78553	CLAMP, HARNESS	EA	4
1	84	PAHZZ	5310-00-933-8119	MS35338-137	96906	WASHER	EA	4
1	85	PAHZZ	5305-00-054-6668	AN526C832-6	88044	SCREW	EA	4
1	86	XDHHH		A02V3106-1	77272	RETAINER ASSEMBLY	EA	1
1	87	XDHZZ		A02V3044-15	77272	PLATE	EA	1
1	88	XDHZZ		A02V3106-2	77272	RETAINER	EA	1
1	89	XDHZZ		A02V3044-20	77272	HINGE, HALF	EA	1
1	90	PAHZZ	5320-00-234-8574	MS20470A3-5	96906	RIVET	EA	3
1	91	XDHZZ		A02V3106-3	77272	ANGLE, HINGE	EA	1
1	92	PAHZZ	6625-00-908-7408	A02V3106-6	77272	SPRING, RETAINER	EA	1
1	93	XDHZZ		A02V3106-4	77272	HINGE, HALF	EA	1
1	94	XDHZZ		MS20253-2-350	96906	PIN	EA	1
1	95	XDHZZ		BAAC45HM10	81205	CONNECTOR USED ONLY ON 114E5990-6	EA	1
1	96	XDHZZ		AN515C8R6	88044	SCREW USED ONLY ON 114E5990-6	EA	2
1	97	PAHZZ	5940-00-204-8990	BACT12B104	81205	TERMINAL, LUG USED ONLY ON 114E5990-6	EA	6
1	98	PAHZZ	5310-00-558-6207	AN960C8L	88044	WASHER USED ONLY 114E5990-6	EA	7
1	99	XDHZZ		MS20365-632	96906	NOT USED ONLY ON 114E5990-4	EA	2
1	100	XDHZZ		A02V3094-3	77272	BRACKET USED ONLY ON 114E5990-6	EA	1
1	101	XDHZZ		MS20364-832	96906	NUT USED ONLY ON 114E5990-6	EA	3
1	102	XDHZZ		AN515C4R10	88044	SCREW USED ONLY ON 114E5990-6	EA	2
1	103	XDHZZ		MS20364-832	96906	NUT USED ONLY ON 114E5990-6	EA	1
1	104	XHHZZ		NAS43DD3-141	80205	SPACER USED ONLY ON 114E5990-6	EA	1
1	105	PAHHH	6615-00-133-7842	A02V3095-1	77272	COMPONENT ASSEMBLY USED ONLY ON 114E5990-6 ..	EA	1

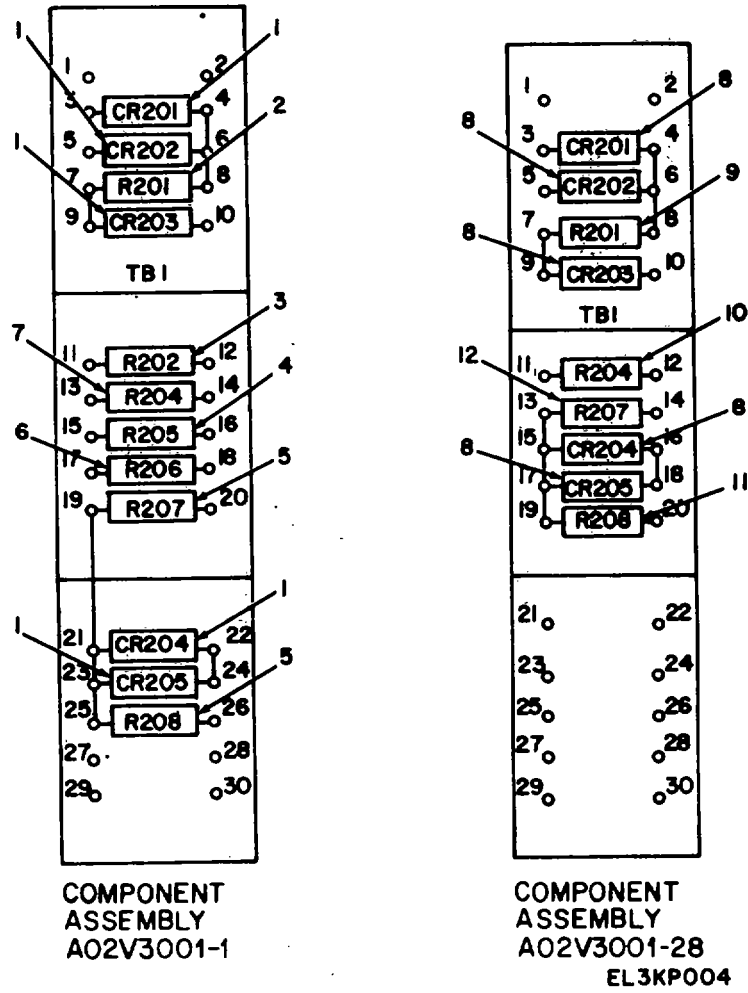
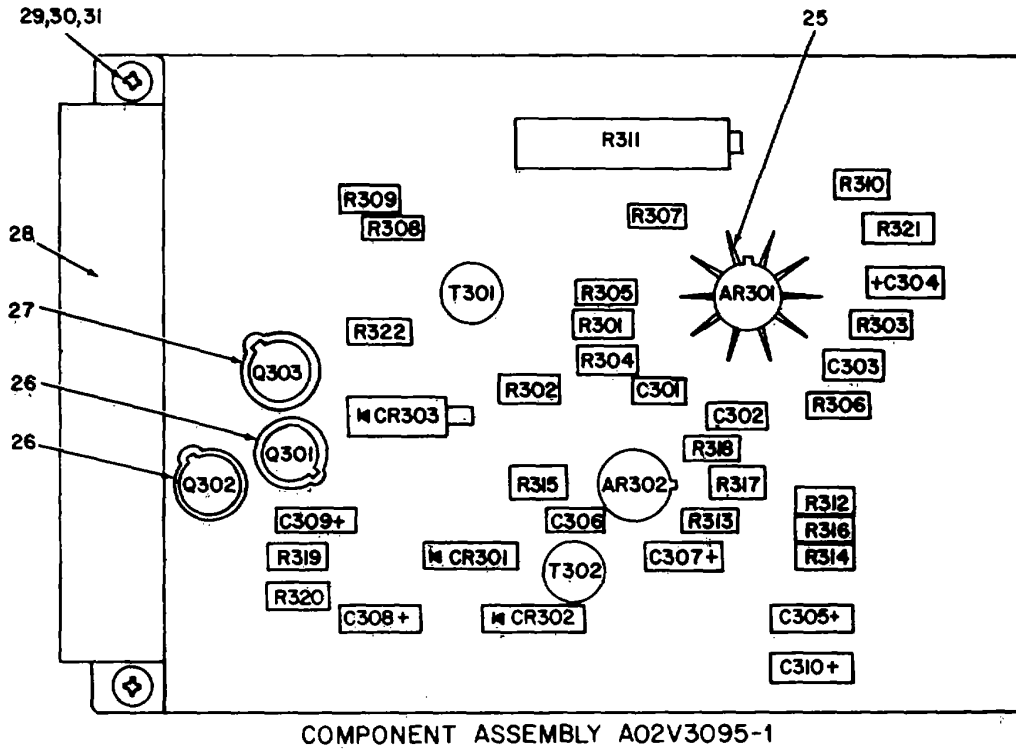


Figure 2. Simulator, Amplifier Output SM-335/ASM, Terminal Boards, Component Location.

SECTION II

TM 11-6625-644-24P

(1) ILLUSTRATION		(2)	(3)	(4)	(5)	(6)	(7)	(8)
(a) FIG NO.	(b) ITEM NO.	SMR CODE	NATIONAL STOCK NUMBER	PART NUMBER	FSCM	DESCRIPTION USABLE ON CODE	U/M	QTY INC IN UNIT
2	1	PAHZZ	5961-00-087-6047	JAN1N645	81349	SEMICONDUCTOR. DIODE USED ONLY ON 114E5990-3	EA	5
2	2	PAHZZ	5905-00-192-3973	RC20GF471J	81349	RESISTOR, FXD, CMPSN USED ONLY ON 114E5990-3....	EA	1
2	3	PAHZZ	5905-00-106-9344	RCR20G101JS	81349	RESISTOR, FXD, CMPSN USED ONLY ON 114E5990-3....	EA	1
2	4	PAHZZ	5905-00-195-6806	RC20GF102J	81349	RESISTOR, FXD, CMPSN USED ONLY ON 114E5990-3....	EA	1
2	5	PAHZZ	5905-00-279-3504	RC20GF472J	81349	RESISTOR, FXD, CMPSN USED ONLY ON 114E5990-3....	EA	2
2	6	XDHZZ		RN65B2493F	81349	RESISTOR, FXD, CMPSN USED ONLY ON 114E5990-3....	EA	1
2	7	PAHZZ	5905-00-185-8510	RC20GF103J	81349	RESISTOR, FXD, CMPSN USED ONLY ON 114E5990-3....	EA	1
2	8	PAHZZ	5961-00-087-6047	JAN1N645	81349	SEMICONDUCTOR, DIODE USED ONLY ON 114E5990-6	EA	5
2	9	PAHZZ	5905-00-192-3973	RC20GF471J	81349	RESISTOR, FXD, CMPSN USED ONLY ON 114E5990-6..	EA	1
2	10	PAHZZ	5905-00-249-3656	RC05GF623J	81349	RESISTOR, FXD ,CMPSN USED ONLY ON 114E5990-6....	EA	1
2	11	XDHZZ		RC05GF433J	81349	RESISTOR, FXD ,CMPSN USED ONLY ON 114E5990-6....	EA	1
2	12	PAHZZ	5905-00-924-3317	RC05GF152J	81349	RESISTOR, FXD ,CMPSN USED ONLY ON 114E5990-6..	EA	1
					9			



REF. DES.	ITEM NO.	REF. DES.	ITEM NO.	REF. DES.	ITEM NO.	REF. DES.	ITEM NO.	REF. DES.	ITEM NO.	REF. DES.	ITEM NO.	REF. DES.	ITEM NO.
AR301	1	C305	4	CR301	6	R301	10	R307	14	R313	18	R319	21
AR302	1	C306	3	CR302	6	R302	10	R308	15	R314	19	R320	21
C301	2	C307	4	CR303	7	R303	11	R309	15	R315	13	R321	22
C302	2	C308	5	Q301	8	R304	11	R310	12	R316	20	R322	23
C303	3	C309	5	Q302	8	R305	12	R311	16	R317	20	T301	24
C304	4	C310	4	Q303	9	R306	13	R312	17	R318	20	T302	24

EL3KP005

Figure 3. Simulator, Amplifier Output SM-335/ASM, Terminal Board A02V3095-1, Component Location.

SECTION II

TM 11-6625-644-24P

(1) ILLUSTRATION		(2)	(3)	(4)	(5)	(6) DESCRIPTION	(7)	(8)
(a) FIG NO.	(b) ITEM NO.	SMR CODE	NATIONAL STOCK NUMBER	PART NUMBER	FSCM	USABLE ON CODE	U/M	QTY INC IN UNIT
3	1	XDHZZ		805BE	15818	AMPLIFIER, INT OPNL USED ONLY ON 114E5990-6.....	EA	2
3	2	PAHZZ	5910-00-103-7553	CKD5BX472K	81349	CAPACITOR, FXD. CER USED ONLY ON 114E5990-6.....	EA	2
3	3	PAHZZ	5910-00-978-7690	CK05BX471K	81349	CAPACITOR, FXD. CER USED ONLY ON 114E5990-6.....	EA	2
3	4	PAHZZ	5910-00-781-9032	CS13BG105K	81349	CAPACITOR, FXD, CER USED ONLY ON 114E5990-6.....	EA	4
3	5	XDHZZ		CS13BH154K	81349	CAPACITOR, ELCLTL USED ONLY ON 114E5990-6.....	EA	2
3	6	PAHZZ	5961-00-087-6047	JAN1N645	81349	SEMICONDUCTOR, DIODE USED ONLY ON 114E5990-6.....	EA	2
3	7	PAHZZ	5961-00-752-6178	JAN1N3030B	81349	SEMICONDUCTOR, DIODE USED ONLY ON 114E5990-6.....	EA	1
3	8	PAHZZ	5961-00-954-4869	2N3799	80131	TRANSISTOR USED ONLY ON 114E5990-6.....	EA	2
3	9	PAHZZ	5961-00-853-2601	JAN2N1893	81349	TRANSISTOR USED ONLY ON 114E5990-6.....	EA	1
3	10	PAHZZ	5905-00-922-7215	RC05GF103J	81349	RESISTOR, FXD, CMPSN USED ONLY ON 114E5990-6.....	EA	2
3	11	XDHZZ		RC05GF753J	81349	RESISTOR, FXD. CMPSN USED ONLY ON 114E5990-6.....	EA	2
3	12	XDHZZ		RC05GF104J	81349	RESISTOR, FXD, CMPSN USED ONLY ON 114E5990-6.....	EA	2
3	13	PAHZZ	5905-00-924-3317	RC05GF152J	81349	RESISTOR, FXD, CMPSN USED ONLY ON 114E5990-6.....	EA	2
3	14	XDHZZ		RC05GF224J	81349	RESISTOR, FXD. CMPSN USED ONLY ON 114E5990-6.....	EA	1
3	15	XDHZZ		RC05GF242J	81349	RESISTOR, FXD, CMPSN USED ONLY ON 114E5990-6.....	EA	2
3	16	PAHZZ	5905-00-972-2509	224P1-103	80294	RESISTOR, VAR, WW USED ONLY ON 114E5990-6.....	EA	1
3	17	PAHZZ	5905-00-195-4074	RCR05G105JS	81349	RESISTOR, FXD CMPSN USED ONLY ON 114E5990-6.....	EA	1
3	18	XDHZZ		RC05GH474J	81349	RESISTOR, FXD. CMPSN USED ONLY ON 114E5990-6.....	EA	1
3	19	XDHZZ		RC05GF913J	81349	RESISTOR, FXD. CMPSN USED ONLY ON 114E5990-6.....	EA	1
3	20	XDHZZ		RC05GF394J	81349	RESISTOR, FXD, CMPSN USED ONLY ON 114E5990-6.....	EA	3
3	21	XDHZZ		RC05GF153J	81349	RESISTOR, FXD, CMPSN USED ONLY ON 114E5990-6.....	EA	2
3	22	PAHZZ	5905-00-195-6806	RC20GF102J	81349	RESISTOR, FXD, CMPSN USED ONLY ON 114E5990-6.....	EA	1
3	23	PAHZZ	5905-00-279-3511	RC20GF511J	81349	RESISTOR, FXD, CMPSN USED ONLY ON 114E5990-6.....	EA	1
3	24	PAHZZ	5950-00-910-2357	DIT288	80223	TRANSFORMER USED ONLY ON 114E5990-6.....	EA	2
3	25	PAHZZ	5999-00-927-5265	NF205	05820	COOLER USED ONLY ON 114E5990-6.....	EA	1
3	26	PAHZZ	5999-00-909-0522	BACP50A4	81205	PAD, TRANSISTOR USED ONLY ON 114E5990-6.....	EA	2
3	27	PAHZZ	6961-00-992-2862	BACP50A3	81205	PAD, TRANSISTOR USED ONLY ON 114E5990-6.....	EA	1
3	28	XDHZZ		BAAC45HL10	81205	CONNECTOR USED ONLY ON 114E5990-6.....	EA	1
3	29	PAHZZ	5305-00-889-2999	MS35206-16	96906	SCREW USED ONLY ON 114E5990-6.....	EA	2
3	30	PAHZZ	5310-00-167-0831	AN960-4L	88044	WASHER USED ONLY ON 114E5990-6.....	EA	2
3	31	PAHZZ	5310-00-088-0551	MS21044N04	96906	NUT USED ONLY ON 114E5990-6.....	EA	2

SECTION IV

NATIONAL STOCK NUMBER AND PART NUMBER INDEX

TM 11-6625-644-24P

NOTE: LATEST NATIONAL STOCK NUMBER AND PART NUMBER ASSIGNMENTS ARE INCLUDED AT END OF INDEX

STOCK NUMBER	FIGURE NO.	ITEM NO.	STOCK NUMBER	FIGURE NO.	ITEM NO.
4920-00-019-3825	1	10	5355-00-616-9604	1	18
5961-00-087-6047	2	1	5340-00-632-3102	1	29
5961-00-087-6047	2	8	5340-00-632-3103	1	64
5961-00-087-6047	3	6	5310-00-638-9857	1	51
5310-00-088-0551	3	31	5930-00-655-4241	1	25
5910-00-103-7553	3	2	5310-00-660-2971	1	72
6615-00-133-7841	1	65	5930-00-735-5422	1	24
6615-00-133-7842	1	105	5961-00-752-6178	3	7
5975-00-152-1075	1	40	5910-00-781-9032	3	4
5310-00-167-0812	1	5	5930-00-815-9112	1	35
5310-00-167-0831	3	30	5961-00-853-2601	3	9
5905-00-185-8510	2	7	6240-00-892-4420	1	23
5905-00-195-6806	2	4	6625-00-908-6440	1	37
5905-00-195-6806	3	22	6625-00-908-6442	1	41
5940-00-204-8966	1	59	6625-00-908-7408	1	92
5940-00-204-8990	1	97	5999-00-909-0522	3	26
5935-00-225-8653	1	63	5905-00-909-4119	1	36
5905-00-249-3656	2	10	5905-00-922-7215	3	10
5905-00-279-3504	2	5	5105-90-924-3317	2	12
5905-00-279-3511	3	23	5905-00-924-3317	3	13
5305-00-281-8561	1	38	5910-00-978-7690	3	3
5310-00-550-2329	1	46	5961-00-992-2862	3	27

PART NUMBER	FSCM	FIG. NO.	ITEM NO.	PART NUMBER	FSCM	FIG. NO.	ITEM NO.
AN505C4R6	88044	1	75	BAAC43H110	81205	3	28
AN509C8R10	88044	1	43	BAAC45HM10	81205	1	95
AN515C4R10	88044	1	102	BACP50A3	81205	3	27
AN515C4R12	88044	1	20	BACP50A4	81205	3	26
				BACT12B104	81205	1	97
AN515C6R6	88044	1	48	CKD5BX472K	81349	3	2
AN515C8R40	88044	1	42	CKDSBX471K	81349	3	3
				CS13BG105K	81349	3	4
ANS15C8R6	88044	1	96	CS13BH154K	81349	3	5
				DIT288	80223	3	24
AN520C10R68	88044	1	47	JAN1N3030B	81349	3	7
AN565AC4H3	88044	1	19	JAN1N645	81349	2	1
AN936A616	88044	1	45	JAN1N645	81349	2	8
AN936A8	88044	1	74	JAN1N645	81349	3	6
AN960-4L	88044	3	30	JAN2N1893	81349	3	9
AN960C10L	88044	1	5	KTSR179-2	71468	1	56
AN960C4L	88044	1	3	MS1044N04	96906	3	31
AN960C4L	88044	1	31	MS20253-2-350	96906	1	94
AN960C4L	88044	1	33	MS20364-1032	96906	1	63
AN960C6L	88044	1	51	MS20364-632	96906	1	52
AN960C8L	88044	1	71	MS20364-832	96906	1	101
AN960C8L	88044	1	98	MS20364-832	96906	1	103
A02VS302-11	77272	1	37				
A02VS306-1	77272	1	81	MS20365-440	96906	1	32
A02VS306-13	77272	1	44	MS20365-632	96906	1	99
A02VS306-2	77272	1	81	MS204-70A2-3	96906	1	58
A02VS309-9	77272	1	49	MS20470A3-5	96906	1	90
A02V3001-1	77272	1	10	MS21919-5	96906	1	13
A02V3001-28	77272	1	65	MS21919-5	96906	1	30
A02V3032-2	77272	1	14	MS21919-8	96906	1	8
A02V3032-3	77272	1	34	MS21919-8	96906	1	69
A02V3044-10	77272	1	77	MS24524-21	96906	1	26
A02V3044-15	77272	1	87	MS24524-23	96906	1	25
A02V3044-18	77272	1	78	MS25082-2	96906	1	72
A02V3044-19	77272	1	76	MS15082-7	96906	1	46
A02V3044-20	77272	1	89	MS25089-3GR	96906	1	35
A02V3074-7	77272	1	24	MS25252NE20	96906	1	23
A02V3075-3	77272	1	36	MS25257-4	96906	1	22
A02V3094-1	77272	1	67	MS35338-78	96906	1	2
A02V3094-3	77272	1	100	MS91528-1P2B	96906	1	18
A02V3095-1	77272	1	105	NAS43DDO-16	80205	1	29
A02V3106-1	77272	1	86	NAS43DDO-27	80205	1	66
A02V3106-10	77272	1	54	NAS43DDO-32	80205	1	12
A02V3106-11	77272	1	55	NAS43DDO-32	80205	1	64
A02V3106-12	77272	1	61	NAS43DD3-141	80205	1	104
A02V3106-2	77272	1	88	NF205	05820	3	25
A02V3106-3	77272	1	91	PT06CE-14-12P	77820	1	62
A02V3106-4	77272	1	93	RACT12B1	81205	1	59
A02V3106-5	77272	1	70	RC05GF103J	81349	3	10
A02V3106-6	77272	1	92	RC05GF104J	81349	3	12
A02V3106-7	77272	1	73	RC05GF152J	81349	2	12
A02V3121-24	77272	1	15	RC05GF152J	81349	3	13
A02V3121-25	77272	1	6	RC05GF153J	81349	3	21
A02V3121-26	77272	1	17	RC05GF224J	81349	3	14
A02V3121-27	77272	1	6	RC05GF242J	81349	3	15
A02V3121-28	77272	1	17	RC05GF394J	81349	3	20
A7790-121-24A	78553	1	83	RC05GF433J	81349	2	11

SECTION IV

NATIONAL STOCK NUMBER AND PART NUMBER INDEX

TM 11-6625-644-24P

PART NUMBER	FSCM	FIG. NO.	ITEM NO.	PART NUMBER	FSCM	FIG. NO.	ITEM NO.
RC05GF474J	81349	3	18	UTCA35	80223	1	50
RC05GF623J	81349	2	10	100-200-14-6	99378	1	57
RC05GF753J	81349	3	11	114E5990-5	77272	1	14
RC05GF913J	81349	3	19	114V3007-1	77272	1	28
RC20GF102J	81349	2	4	120HA107	94637	1	82
RC20GF102J	81349	3	22	120HA8	94637	1	79
RC20GF103J	81349	2	7	141-1/2	59730	1	40
RC20GF471J	81349	2	2	1942-1/2	59730	1	41
RC20GF471J	81349	2	9	2N3799	04713	3	8
RC20GF472J	81349	2	5	2374	83330	1	7
RC20GF511J	81349	3	23	32105	94637	1	80
RN65B2493F	81349	2	6	805BE	15818	3	1
TW1-5D26T	02640	1	68				

LATEST NATIONAL STOCK NUMBER ASSIGNMENTS

STOCK NUMBER	FIGURE NO.	ITEM NO.	STOCK NUMBER	FIGURE NO.	ITEM NO.
5305-00-054-5649	1	1	5910-00-558-6207	1	98
5305-00-054-5655	1	16	5910-00-583-1953	1	60
5305-00-054-6668	1	85	5310-00-857-5548	1	32
5310-00-088-0551	1	11	5305-00-889-2999	3	29
5905-00-106-9344	2	3	5310-00-902-6676	1	63
6210-00-151-5243	1	21	5310-00-905-8451	1	52
5905-00-192-3973	2	2	5310-00-933-8118	1	53
5905-00-192-3973	2	9	5310-00-933-8119	1	84
5905-00-195-4074	3	17	5961-00-954-4869	3	8
5310-00-208-1919	1	39	5905-00-972-2509	3	16
5320-00-234-8574	1	90			

LATEST PART NUMBER ASSIGNMENTS

PART NUMBER	FSCM	FIG. NO.	ITEM NO.	PART NUMBER	FSCM	FIG. NO.	ITEM NO.
AN365-420A	88044	1	39	MS51957-15	96906	1	1
AN526C832-6	88044	1	85	MS51957-21	96906	1	16
LH74-1LC13RN2	81349	1	21	RCR05G105JS	81349	3	17
MS21044N04	96906	1	11	RCR20G101JS	81349	2	3
MS35206-16	96906	3	29	224P1-103	80294	3	16
MS35338-135	96906	1	53	29F444G4	01002	1	60
NS35338-137	96906	1	84				

ADDITIONAL LATEST NATIONAL STOCK NUMBER ASSIGNMENTS

STOCK NUMBER	FIGURE NO.	ITEM NO.	STOCK NUMBER	FIGURE NO.	ITEM NO.
5305-00-054-5649	1	27			
5305-00-054-6668	1	38	6625-00-908-6439	1	49
5305-00-059-3661	1	4	6625-00-908-6443	1	73
6210-00-808-8604	1	22	5950-00-910-2357	3	24
5310-00-857-5548	1	9	5999-00-927-5265	3	25

ADDITIONAL LATEST PART NUMBER ASSIGNMENTS

PART NUMBER	FSCM	FIG. NO.	ITEM NO.
MS21044D04	96906	1	9
MS35217-57	96906	1	4
MS51957-15	96906	1	27
MS51957-43	96906	1	38

By Order of the Secretary of the Army:

BERNARD W. ROGERS
General, United States Army
Chief of Staff

Official:

J. C. PENNINGTON
Brigadier General, United States Army
The Adjutant General

Distribution:

To be distributed in accordance with DA Form 12-6A, Organizational maintenance requirements for SM-335/ASM.

RECOMMENDED CHANGES TO EQUIPMENT TECHNICAL PUBLICATIONS



THEN... JOT DOWN THE DOPE ABOUT IT ON THIS FORM, CAREFULLY TEAR IT OUT, FOLD IT AND DROP IT IN THE MAIL!

SOMETHING WRONG WITH THIS PUBLICATION?

FROM: (PRINT YOUR UNIT'S COMPLETE ADDRESS)

DATE SENT

PUBLICATION NUMBER

PUBLICATION DATE

PUBLICATION TITLE

BE EXACT... PIN-POINT WHERE IT IS

PAGE NO.

PARA-GRAPH

FIGURE NO.

TABLE NO.

IN THIS SPACE TELL WHAT IS WRONG AND WHAT SHOULD BE DONE ABOUT IT:

TEAR ALONG PERFORATED LINE

PRINTED NAME, GRADE OR TITLE, AND TELEPHONE NUMBER

SIGN HERE:

DA FORM 2028-2 JUL 79

PREVIOUS EDITIONS ARE OBSOLETE.

P.S.—IF YOUR OUTFIT WANTS TO KNOW ABOUT YOUR RECOMMENDATION MAKE A CARBON COPY OF THIS AND GIVE IT TO YOUR HEADQUARTERS.

PIN : 020971-000